





SPECIFICATIONS FOR COLONOSCOPE:

- Built in HDTV compatible CCD with close focus observation capacity.
- Should have Real time Optical Chromoendoscopy (NBI/BLI-LCI/OE)
- One touch connector and fully immersible in disinfectant solution without any water-resistant cap
- Adjustable stiffness (controllable by knob at control section)
- Should have extended bending section for passive bending function
- Should have high force transmission function for better torque
- Should have auxiliary water jet for mucosal cleansing
- Compatible with leakage testing device with its air flow and pressure regulation through light source's air pump
- In built scope identification memory chip for monitor display of scope's model no., serial no., white balancing memory, no. of connections/cumulative uses etc.

Field of view	:	170 degree or more
Direction of view	:	0-degree, forward viewing
Depth of field	:	2 to 100 mm or better
Distal end outer diameter	:	13.2 mm or less
Insertion tube outer diameter	:	12.8 mm or less
Tip Bending range	:	Up & Down 180 deg, Left & Right 160 deg.
Working length	:	1680 mm or more
Channel inner diameter	:	3.7 mm or more

Video Processor & Light Source

- Video Processor should be compatible with the gastroscope, colonoscope & duodenoscope
- Video processor must have digital HD-SDI output without convertor for carrying HD signal for long distance.





Prof. Avinash Agrawal
MD, IDCC, IFCCM, FICCM, FIACCM, FCCP (USA)
Head, Department of Critical care,
King George's Medical University, UP, I




- Should have DVI output for HDTV monitor and Provision of RGB, S-video, composite video output function
- Equipped With high resolution HDTV imaging capacity (1080 P)
- Should have NBI/BLI-LCI/OE (Real time Chromoendoscopy imaging)
- Provision of Portable memory and USB slot for still image recording
- Provision of Electronic Zoom up to 1.5x
- Provision of automatic IRIS control and white balance
- Provision of Picture in picture display both SD & HD input options and index function ability
- Light source Inbuilt/Separate
- Power of Xenon lamp should be 300 Watt/ four or more LED
- Compatible with leakage testing device with its air flow and pressure regulation through light source's air pump
- Minimum Average lamp life 500 hrs. for Xenon light source
- Should have stand-by/emergency lamp option and provision for lamp switch over from main lamp to stand by lamp in case of main lamp failure
- Provision of backlit front panel indicator
- Equipped with automatic light adjustment facility

Monitor

- 25-inch or more medical grade monitor
- Bright Full HD resolution
- Variety of video signal inputs like HD-SDI, DVI-D, S-Video, HD-15
- Ergonomic design
- Certified from IEC 60601-1
- Intuitively operable control panel with LED lighting navigation

Trolley

- Trolley should have space to accommodate the video processor, monitor and all the required equipment.
- Provision of Scope hanger in the trolley to hold the scope during the procedure
- Trolley should have antistatic castor wheels having front locking facility to move the trolley.

Page 2 of 5
 Prof. Ashish Agrawal
 MD, IDCC, IFCCM, FICCM, FIACCM, FCCP (USA)
 Head, Department of Critical care,
 King George's Medical University, UP, Lko.

- Must be of same make.

Endoscopy reporting software

- Endoscopy software compatible with video processor unit capable of recording and archiving still and video images along with capability to provide reporting in modifiable format.

Desktop

Should provide latest generation Computer system

Printer

Should provide laser color printer.

Conditions for tender:

1. All accessories should be from the same Original Equipment Manufacturer for the main unit.
2. Instruments must be ISO certified and a copy should be enclosed. (The ISO Certificate must be issued by any organization accredited by the Bureau of Indian Standard or accredited by the international accrediting forum "IAF" (Certificate to be attached).
3. Should be USA FDA and/ or European CE be approved by 4 digits notified body.
4. Other necessary certifications if any required will be provided by the bidder for the smooth functioning of the machine.
5. In warranty and CMC all accidental damages/ breakage/ leakage/ punctures/ manufacturing defects and wear and tear of all sorts will be covered apart from consumables like valves/ buttons/ batteries, filters, procedural endo therapy accessories etc.
6. Installation process should be performed by O.E.M trained service engineers/ service representatives on OEM letterhead or Service Report within 15 days of supply, with the mandatory provision of providing preventive services visit of OEM trained Service Engineer/ Service Representative quarterly per year till the completion of warranty period (i.e., 20 visits for the first 05 years) & further quarterly visits (04 visits/year) year till the completion of CMC period.

Dees

[Handwritten signature]

[Handwritten signature]

Page 3 of 5
Prof. Ajitesh Agrawal
MD, IDCC, IFCCM, FICCM, FIACCM, FCCP (USA)
Head, Department of Critical Care,
King George's Medical University, UP, Lko

[Handwritten signature]

7. The supplied equipment to be covered under a 5years comprehensive warranty and post-completion 5 years paid CAMC, in which all accidental damages/ breakage, leakage/ punctures, manufacturing defects and wear and tear of all sorts will be covered.
8. The equipment should have a Brand name/ Model Number embossed/etched on the equipment.
9. All the technical specifications in the compliance statement must be supported by Original Literature from the firm/ O.E.M with highlighting Numbering & flagging of all technical certificates.
10. Offered Equipment should have a strong Government Installation base.
11. Offered Equipment should have a Regional Sales Service Centre of the Original Equipment Manufacturer in the region for a 95 % uptime guarantee.
12. For the offered main unit, the essential, optional required consumables'/accessories' shelf life should be declared on the Original Equipment Manufacturer's letterhead.
13. In case of technical snag/failure/breakdown the response time for the inspection should be within 24 hours and repair within 05 days otherwise provide a service machine/ alternate arrangement to be made till the period of recovery of the breakdown of the unit, failing which attracts penal action as per the decision of institute/ hospital.
14. For offered equipment the Training of technical staff and users should be performed by Original Equipment Manufacturer trained Service Engineers at the proper designated place- at bidders' cost.
15. Company should quote their latest model and need to provide an affidavit for the same.
16. As a tendering process the Demonstration of the offered Equipment is Mandatory at hospital/institute premises or other designated places at the bidder's cost.
17. The bidder must comply with the General Financial Rules and their modifications if any issued by the Government of India- 2017.
18. Any bidder from a country that shares a land border with India will be eligible to bid in the tender only if the bidder is registered with the Competent Authority (i.e., Registration certificate issued by the Ministry of Commerce and Industry (Department for Promotion of Industry and Internal Trade- DPIIT after October 2020). If any such bidder is not registered with DPIIT they will be liable for technical disqualification.

19. Principal (OEM) must authorize only one agent to be quoted in the bid otherwise multiple quotes through different agents in the same bid will be canceled.
20. The Bidder and its OEM both have to submit a notarized affidavit on the Indian Non-Judicial Stamp Paper of Rs.100/- that the bidder has not quoted the price higher than the current financial year and last financial year supplied to any government Institute/ Organization/ reputed Private Organization. OEM also has to submit that the price quoted by the bidder in the bid is on its behalf and the lowest in the current and last financial year in the country. Therefore, if at any stage it has been found that the supplier and its OEM have quoted lower rates than those quoted in this bid; the Institute (the purchaser) would be given the benefit of lower rates by the Supplier and any excess payment if any, will become immediately payable to the Institute (the purchaser). If such an affidavit is not submitted, the bid will be outrightly rejected. (Part of technical bid).
21. Guarantee / Warranty Period: Separate offers of Comprehensive Maintenance Contract (CMC on main equipment) and Annual Maintenance Contract (AMC on main equipment) for further 5 years after expiry of 5 years of warranty (i.e., 6th, 7th, 8th, 9th and 10th years) in rupees only (and on basis of percentage of price) should be included in a financial bid in the absence of which the offer is liable to be rejected. Payment for CMC/AMC shall be made only after the expiry of the warranty of 5 years, in case the Institute (the purchaser) decides for availing of CMC/AMC services. Contract for CMC/AMC shall be decided on expiry of warranty but rates (not more than 5% inclusive of all taxes for 6th to 10th year) will be frozen at the price of an issued purchase order before the release of payment by the Institute (the purchaser). However, the Institute (the purchaser) may decide not to enter into any CMC/AMC contract without assigning any reason for the same, which shall be binding upon the bid.

Prof. Avinash Agrawal
MD, IDCC, IFCCM, FICCM, FIACCM, FCCP (USA)
Head, Department of Critical care,
KJ Somaiya Institute of Medical Sciences, Vile Parle, Mumbai, India

