

TECHNICAL SPECIFICATIONS- ADVANCED PHACOEMULSIFICATION SYSTEM

1. Operating frequency should be approx. 40 KHz.
2. Handpiece: Ultralight Ultrasound 4- 6 crystal piezoelectric handpiece.
3. US modes: Continuous, Pulse, Single Burst, multi burst, continuous burst, Automated Programmable Modulation (APM)
4. Automated Ultrasound Power on Demand: Ultrasound management technology that automatically (de)activates ultrasound US delivered only when needed EPT Up to 50% less & better followability.
5. Type of Infusion: IOP-controlled, synchronized fluid exchange system that directly measures and simultaneously controls both infusion and aspiration volumes in real-time. It actively compensates for incision leakage. Quattro controlled forced infusion.
6. One data access with the integration of patient data from SWEPT Source optical biometer through USB or network. take advantage of paperless timeout checks and ensure that you have relevant information at hand.
7. Display: 24-26" Touch screen.
8. IOP Range: 30-120 mmHg
9. Vacuum range 0 to 700 mmHg
10. Aspiration flow rate 0 to 120 cc/min
11. Aspiration control modes: Vacuum controlled mode, flow control mode
12. Chamber stability: Irrespective of the type of cataract, surgical conditions, or leakage (0 - 12 ml/min) It keeps the chamber stable & maintains targeted IOP throughout the procedure.
13. IOP recovery time after occlusion break 200-250ms for vacuum in the range of 200 - 600mmHg.
14. U/S Tips: Coaxial Phaco with Incision size 2.2 mm.
15. Vitrectomy: Pneumatic cutting device with guillotine function.
16. Type of Vitrectomy Cutter: 23G Anterior Vitrectomy cutter
17. Anterior Vitrectomy Range: cut-rate 30 to 5000 cuts per minute.
18. Actuation medium for Vitrectomy: Compressed air from an internal source
19. Diathermy: Bipolar with fixed and Linear control via foot pedal.

Prof. Avinash Agrawal
MD, IDCC, IFCCM, FICCM, FICCP (USA)
Head, Department of Critical care,
King George's Medical University, UP, Lko.

Page 1 of 4

20. Type of Diathermy Handpiece: Diathermy forceps and a diathermy pencil eraser.
21. Instrument Tray Arm Length: Should be 800mm or more.

OPTIONAL:

Digitally integrated surgical workflow: One surgical view with the microscope view on the Phaco screen, everyone in the OR gets the same view One sterile cockpit. The system should be capable of combining computer-assisted cataract surgery system ZEISS workflow steps and Phaco steps in one workflow. It allows you to control the full surgery either with its intuitive user interface or via the Foot Control Panel (FCP). This makes it easy and comfortable for surgeon and staff.

Conditions for tender:

1. All accessories should be from the same Original Equipment Manufacturer for the main unit.
2. Instruments must be ISO certified and a copy should be enclosed. (The ISO Certificate must be issued by any organization accredited by the Bureau of Indian Standard or accredited by the international accrediting forum "IAF" (Certificate to be attached).
3. Should be USA FDA and European CE be approved by 4 digits notified body.
4. Other necessary certifications if any required will be provided by the bidder for the smooth functioning of the machine.
5. Installation process should be performed by O.E.M trained service engineers/ service representatives on OEM letterhead or Service Report within 15 days of supply, with the mandatory provision of providing preventive services visit of OEM trained Service Engineer/ Service Representative quarterly per year till the completion of warranty period (i.e., 20 visits for the first 05 years) & further quarterly visits (04 visits/year) year till the completion of CMC period.
6. The equipment should have a Brand name/ Model Number embossed/etched on the equipment.

Prof. Avinash Agrawal
MD, IDCC, IFCCM, FICCM, FIACCM, FCCP (USA)
Head, Department of Critical Care,
King George's Medical University, UP, Lko.

Page 2 of 4

The bottom of the page features several handwritten signatures in blue ink. There are approximately six distinct signatures, some of which are quite stylized and overlapping. The signatures are located below the printed text of the page.





7. All the technical specifications in the compliance statement must be supported by Original Literature from the firm/ O.E.M with highlighting Numbering & flagging of all technical certificates.
8. Offered Equipment should have a strong Government Installation base.
9. Offered Equipment should have a Regional Sales Service Centre of the Original Equipment Manufacturer in the region for a 95 % uptime guarantee.
10. For the offered main unit, the essential, optional required consumables'/accessories' shelf life should be declared on the Original Equipment Manufacturer's letterhead.
11. In case of technical snag/failure/breakdown the response time for the inspection should be within 24 hours and repair within 05 days otherwise provide a service machine/ alternate arrangement to be made till the period of recovery of the breakdown of the unit, failing which attracts penal action as per the decision of institute/ hospital.
12. For offered equipment the Training of technical staff and users should be performed by Original Equipment Manufacturer trained Service Engineers at the proper designated place- at bidders' cost.
13. Company should quote their latest model and need to provide an affidavit for the same.
14. As a tendering process the Demonstration of the offered Equipment is Mandatory at hospital/institute premises or other designated places at the bidder's cost.
15. The bidder must comply with the General Financial Rules and their modifications if any issued by the Government of India- 2017.
16. Any bidder from a country that shares a land border with India will be eligible to bid in the tender only if the bidder is registered with the Competent Authority (i.e., Registration certificate issued by the Ministry of Commerce and Industry (Department for Promotion of Industry and Internal Trade- DPIIT after October 2020). If any such bidder is not registered with DPIIT they will be liable for technical disqualification.
17. Principal (OEM) must authorize only one agent to be quoted in the bid otherwise multiple quotes through different agents in the same bid will be canceled.
18. The Bidder and its OEM both have to submit a notarized affidavit on the Indian Non-Judicial Stamp Paper of Rs.100/- that the bidder has not quoted the price higher than the current financial year and last financial year supplied to any government Institute/

Prof. Avinash Agrawal
MD, IDCC, IFCCM, FICCM, FIAPCM, FCCP (USA)
Head, Department of
King George's Medical University, UP, Lko.

Deve *Dr.* *h* *sd* *sd* *sd*

Organization/ reputed Private Organization. OEM also has to submit that the price quoted by the bidder in the bid is on its behalf and the lowest in the current and last financial year in the country. Therefore, if at any stage it has been found that the supplier and its OEM have quoted lower rates than those quoted in this bid; the Institute (the purchaser) would be given the benefit of lower rates by the Supplier and any excess payment if any, will become immediately payable to the Institute (the purchaser). If such an affidavit is not submitted, the bid will be outrightly rejected. (Part of technical bid).

19. Guarantee / Warranty Period: Separate offers of Comprehensive Maintenance Contract (CMC on main equipment) and Annual Maintenance Contract (AMC on main equipment) for further 5 years after expiry of 5 years of warranty (i.e., 6th, 7th, 8th, 9th and 10th years) in rupees only (and on basis of percentage of price) should be included in a financial bid in the absence of which the offer is liable to be rejected. Payment for CMC/AMC shall be made only after the expiry of the warranty of 5 years, in case the Institute (the purchaser) decides for availing of CMC/AMC services. Contract for CMC/AMC shall be decided on expiry of warranty but rates (not more than 5% inclusive of all taxes for 6th to 10th year) will be frozen at the price of an issued purchase order before the release of payment by the Institute (the purchaser). However, the Institute (the purchaser) may decide not to enter into any CMC/AMC contract without assigning any reason for the same, which shall be binding upon the bid.





Prof. Avinash Agrawal
MD, IDCC, IFCCM, FICCM, FIACCM, FCCP (USA)
Head, Department of Critical care,
King George's Medical University, UP, Lko.