


**SPECIFICATION FOR ENT TREATMENT UNIT**





S No.	Technical specification	Quantity
1	<p>Complete SS modular system with wheels.</p> <ul style="list-style-type: none"> <li>• Noiseless high power 800mm Hg power suction with automatic switch.</li> <li>+ Earsprayergun with a bottle and automatic on/off system.</li> <li>• Nose sprayergun with a bottle and automatic on/off switch.</li> <li>• Throat sprayergun with a bottle and automatic on/off system.</li> <li>• Mirror de-mister.</li> <li>• Disinfection endoscope holder with one set of disinfection containers.</li> <li>• Mini Otolaryngoscope.</li> <li>• LED high power light source -3 with universal fibre optic cables -3 for each unit.</li> <li>• Iris focusable fibre optic headband (headlight) with headband SS holder -3.</li> <li>• Should have an adjustable LED lamp to be used with conventional ENT examination head mirror to examine patient.</li> <li>• Head mirror with adjustable rubber band -2.</li> <li>• Movable strong wheels.</li> <li>• Movable with monitor arm with the monitor.</li> <li>• Vertical x-ray viewer.</li> <li>• Cabinet with three drawers and sterilizable airtight pack.</li> <li>• KDTV monitor 26 inches with connection to the endoscope and HD recording system with camera.</li> <li>• HD recording system compatible with recording system and endoscopes supplied.</li> </ul>	01
2	<p>Doctors chair-</p> <p>Pneumatic operated doctor chair, S caster wheels and height adjustable with arm rest adjustable.</p>	



**Prof. Avinash Agrawal**  
 MD, IDCC, IFCCM, FICCM, FIACCM, FCCP (USA)  
 Head, Department of Critical Care,  
 King George's Medical University Page 1 of 4.



3	<p>Patient unit-patient unit electrically operated ENT examination and treatment chair with electrical/hydraulic height adjustment. Lik 20cm with foot remote control.</p> <ul style="list-style-type: none"> <li>• The Upper part is easily round swivelling and 6xable by an arresting brake. The tall backrest is adjustable forward beyond the vertical line, backward it can be inclined slightly more than the horizontal line without any special assistance, the patient immediately sits down in an optimum position for examination.</li> <li>• By the synchronous coupling of the backrest to the foot support to</li> </ul>	
---	---	--



	the chair can be quickly changed into a long and solid couch, and the armrest made of resistant polyurethane can separately be swivelled off backwards.	
4	<p>Technical data-</p> <ul style="list-style-type: none"> <li>• Weight about 95kg.</li> <li>• Width 60cm.</li> <li>• Height (upper edge backrest, lower position) 120cm.</li> <li>• Depth total 75cm.</li> <li>• Depth of seat 42cm.</li> <li>• Height of seat 52-72cm.</li> <li>• Power supply 220V/50Hz.</li> </ul>	
5	<p>Endoscope-</p> <ul style="list-style-type: none"> <li>• 70 degrees 4mm, 175mm working length sinuscope HD autoclavable.</li> <li>• 0-degree 4mm, 175mm working length sinuscope HD autoclavable.</li> </ul>	
6	<p>OPD Instruments-</p> <ul style="list-style-type: none"> <li>• Ear speculum - one set of all sizes, black finish.</li> <li>• Thudicum nasal speculum - all sizes.</li> <li>• Killian's nasal speculum - all sizes.</li> <li>• Tongue depressor of all sizes.</li> <li>• Postnasal mirror.</li> <li>• Indirect Laryngoscope mirror.</li> <li>• Nasal packing forceps.</li> <li>• Aural packing forceps.</li> <li>• Jobson horn probe.</li> <li>• Ear crocodile micro forceps</li> <li>• Ear cup forceps.</li> <li>• Ear micro scissors.</li> <li>• Micro suction tip with adaptor.</li> </ul>	<p>01 set 01 set 01 set 01 set OS 05 05 05 05 03 03 03 03 set</p>


*R*

*Dr. Anil*  
*beera*



- Conventional suction tip with controlled eye.
- Tuning fork - 256, 512, and 1024 Hz.
- Siegel pneumatic speculum.
- Rosen canula

03  
set 02.  
set 03  
03



Dear  
Jury  
/

