


## SPECIFICATION FOR VATS INSTRUMENT SET

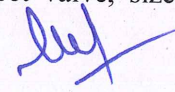




1. Rod lens Telescope 30°, enlarged view, diameter 5 mm, length 29 cm, autoclavable- Qty 1
2. Telescope, 10 mm, length 32 cm, variable direction of view from 0°- 120°, twisting controller to select the desired view of direction, fiber optic light transmission incorporated- Qty 2
3. Trocar, size 11 mm, autoclavable consisting of Trocar, with blunt tip, Trocar Cannula, flexible without the valve, length 8.5 cm or more-Qty 2
4. Trocar, size 6 mm, autoclavable consisting of Trocar, with blunt tip, Trocar Cannula, flexible without the valve, length 8.5 cm-Qty 3
5. Parenchymal Forceps, atraumatic, straight jaws, single action jaws, size 5 mm, length 28 cm, consisting of Metal Handle with 4 locking positions, with ratchet, Outer Tube with Working Insert- Qty 1
6. Parenchymal Forceps, atraumatic, double curved jaws, single action jaws, size 5 mm, length 28 cm, consisting of Metal Handle with 4 locking positions, with ratchet, Outer Tube with working Insert-Qty 1
7. Lung Forceps, atraumatic, fenestrated, curved jaws, single action jaws, size 5 mm, length 28cm, consisting of Metal Handle with 4 locking positions, Outer Tube with Working Insert-Qty 1
8. Dissecting and Grasping Forceps, curved jaws, double action jaws, size 5 mm, length 28 cm, consisting of Metal Handle with 4 locking positions, Outer Tube with Working Insert-Qty 1
9. Grasping Forceps, Cobra-Jaws, 1 x 2 teeth, straight jaws, single action jaws, size 5 mm, length 28 cm, consisting of Metal Handle with 4 locking positions Outer Tube with Working Insert-Qty 1
10. Scissors, insulated, distally angled outer sheath, curved scissor-blades, scissor blades open horizontally to angulation, double action jaws, size 5 mm, length 28 cm, with connector pin for unipolar coagulation, consisting of Insulated Metal Handle with 4 locking positions, Insulated Outer Tube with Working Insert-Qty 1
11. Biopsy Forceps, insulated, distally angled outer sheath, single action jaws, size 5 mm, length 28 cm, with connector pin for unipolar coagulation, consisting of Insulated

  
Prof. Avinash Agrawal  
M.D., FRCR, FRCM, FRCR, FRCR, FRCR, FRCR, FRCR (USA)  
Head, Department of Surgical care,  
King George's Medical University, UP, Lko.

Page 1 of 5



- Metal Y-Handle with 4 locking positions, Insulated Outer Tube with Working Insert- Qty 1
12. Powder Blower with bulb, size 5 mm, working length 30 cm, consisting of Sheath for Powder Blower, Rubber bulb, Tube and Bottle-Qty 1
  13. Suction and Irrigation Cannula, with lateral holes, distally angled sheath, for use with handle, size 5 mm, length 28 cm-Qty 1
  14. Dissecting Electrode with the suction channel, L-shaped, with connector pin for unipolar coagulation, distally angled sheath, size 5 mm, length 28 cm-Qty 1
  15. VERESS Pneumoperitoneum Needle with spring-loaded blunt stylet, LUER-lock, length 13 cm- Qty 1
  16. Trocar with sleeve, size 5/6 mm, Multifunction valve, pyramidal tip, 10 cms, with reducers caps, with spiral grooving- Qty 2
  17. Trocar with sleeve, size 10/11 mm, Multifunction valve, pyramidal tip, 10 cms, with reducers caps- Qty 2
  18. Maryland Dissecting and Grasping Forceps, rotating, with connector pin for unipolar coagulation, size 5 mm, length 36 cm, double action jaws- Qty 1
  19. Grasping Forceps, rotating, with connector pin for unipolar coagulation, size 5 mm, length 36 cm, "Tiger-jaw", 2 x 4 teeth, for fundus grasping- Qty 1
  20. Grasping Forceps, atraumatic, fenestrated, double action jaws, rotating, with connector pin for unipolar coagulation, size 5 mm, length 36 cm- Qty 1
  21. Grasping Forceps, atraumatic, short and heavy, rotating, with connector pin for unipolar coagulation, size 5 mm, length 36 cm- Qty 1
  22. Scissors, rotating, dismantling, with connector pin for unipolar coagulation, with LUER-Lock connector for cleaning, double action jaws, curved, length of jaws 15 mm, size 5 mm, length 36 cm- Qty 1
  23. Coagulating and Dissecting Electrode with the suction channel, ceramic end with L-shaped electrode, with connector pin for unipolar coagulation, size 5 mm, working length 36 cm with Unipolar High-Frequency Cord, with 4 mm plug- Qty 1
  24. Grasping forceps, 2\*3 teeth, single action jaws, 10mm for gallbladder extraction - Qty 1
  25. Suction or Irrigation Tube, with protection basket, with trumpet valve, size 5 mm, length 36 cm- Qty 1

  
  
  
  
  
**Prof. Avinash Agrawal**  
 MCh, FICM, FICCM, FIACCM, FCCP (USA)  
 Head, Department of Critical care,  
 King George's Medical University, UP, Lko.



26. Clip Applicator, for use with medium-large clips (Ethicon Liga clips 300T), dismantling, rotating, with ratchet to lock the jaw part holding the clip, size 10 mm, 36 cm– Qty 1
27. Mesh Sterilization Box- Qty- 2

**Conditions for tenderer:**

1. All accessories should be from the same Original Equipment Manufacturer for the main unit.
2. Instruments must be ISO certified and a copy should be enclosed. (The ISO Certificate must be issued by any organization accredited by the Bureau of Indian Standard or accredited by the international accrediting forum "IAF" (Certificate to be attached).
3. Should be USA FDA and/ or European CE be approved by 4 digits notified body.
4. Other necessary certifications if any required will be provided by the bidder for the smooth functioning of the machine.
5. Installation process should be performed by O.E.M trained service engineers/ service representatives on OEM letterhead or Service Report within 15 days of supply, with the mandatory provision of providing preventive services visit of OEM trained Service Engineer/ Service Representative quarterly per year till the completion of warranty period (i.e., 20 visits for the first 05 years) & further quarterly visits (04 visits/year) year till the completion of CMC period.
6. The equipment should have a Brand name/ Model Number embossed/etched on the equipment.
7. All the technical specifications in the compliance statement must be supported by Original Literature from the firm/ O.E.M with highlighting Numbering & flagging of all technical certificates.
8. Offered Equipment should have a strong Government Installation base.
9. Offered Equipment should have a Regional Sales Service Centre of the Original Equipment Manufacturer in the region for a 95 % uptime guarantee.
10. For the offered main unit, the essential, optional required consumables'/accessories' shelf life should be declared on the Original Equipment Manufacturer's letterhead.

*bow*

*[Signature]*

*[Signature]*  
Prof. Atul Agrawal  
MD, IDCC, IFCC, NCCM, MACCM, FCCP (USA)  
Head, Department of Clinical care,  
King George's Medical University, UP, Lko.



11. In case of technical snag/failure/breakdown the response time for the inspection should be within 24 hours and repair within 05 days otherwise provide a service machine/ alternate arrangement to be made till the period of recovery of the breakdown of the unit, failing which attracts penal action as per the decision of institute/ hospital.
12. For offered equipment the Training of technical staff and users should be performed by Original Equipment Manufacturer trained Service Engineers at the proper designated place- at bidders' cost.
13. Company should quote their latest model and need to provide an affidavit for the same.
14. As a tendering process the Demonstration of the offered Equipment is Mandatory at hospital/institute premises or other designated places at the bidder's cost.
15. The bidder must comply with the General Financial Rules and their modifications if any issued by the Government of India- 2017.
16. Any bidder from a country that shares a land border with India will be eligible to bid in the tender only if the bidder is registered with the Competent Authority (i.e., Registration certificate issued by the Ministry of Commerce and Industry (Department for Promotion of Industry and Internal Trade- DPIIT after October 2020). If any such bidder is not registered with DPIIT they will be liable for technical disqualification.
17. Principal (OEM) must authorize only one agent to be quoted in the bid otherwise multiple quotes through different agents in the same bid will be canceled.
18. The Bidder and its OEM both have to submit a notarized affidavit on the Indian Non-Judicial Stamp Paper of Rs.100/- that the bidder has not quoted the price higher than the current financial year and last financial year supplied to any government Institute/ Organization/ reputed Private Organization. OEM also has to submit that the price quoted by the bidder in the bid is on its behalf and the lowest in the current and last financial year in the country. Therefore, if at any stage it has been found that the supplier and its OEM have quoted lower rates than those quoted in this bid; the Institute (the purchaser) would be given the benefit of lower rates by the Supplier and any excess payment if any, will become immediately payable to the Institute (the

*base*

*[Handwritten signature]*

*[Handwritten signature]*

**Prof. Avinash Agrawal**  
MD, IDCC, IFCCM, FICCM, FIACCM, FCCP (USA)  
Head, Department of Critical care,  
King George's Medical University, UP, Lko.



purchaser). If such an affidavit is not submitted, the bid will be outrightly rejected.  
(Part of technical bid).

19. Guarantee / Warranty Period: Separate offers of Comprehensive Maintenance Contract (CMC on main equipment) and Annual Maintenance Contract (AMC on main equipment) for further 5 years after expiry of 5 years of warranty (i.e., 6<sup>th</sup>, 7<sup>th</sup>, 8<sup>th</sup>, 9<sup>th</sup> and 10<sup>th</sup> years) in rupees only (and on basis of percentage of price) should be included in a financial bid in the absence of which the offer is liable to be rejected. Payment for CMC/AMC shall be made only after the expiry of the warranty of 5 years, in case the Institute (the purchaser) decides for availing of CMC/AMC services. Contract for CMC/AMC shall be decided on expiry of warranty but rates (not more than 5% inclusive of all taxes for 6<sup>th</sup> to 10<sup>th</sup> year) will be frozen at the price of an issued purchase order before the release of payment by the Institute (the purchaser). However, the Institute (the purchaser) may decide not to enter into any CMC/AMC contract without assigning any reason for the same, which shall be binding upon the bid.
20. Should provide 5-year CMC. CMC cannot be more than 5% of the contract value.
21. System configured application-specific educational video tutorials shall be provided as standard with the system.
22. Details of service outlet in India to render services during 5 years warranty period.
23. The principals must give a certificate if the supplier/vendor is changed during the course of the guarantee/warranty period, the principals would be responsible for the upkeep/maintenance of the quote/supplied equipment, besides honouring all the terms and conditions of CMC/AMC in letter and spirit.

Prof. Avinash Agrawal  
MD, FIC, IFCCM, FRCM, FIACCM, FCCP (UK)  
Hod, Department of Critical care  
King George's Medical University, U.K.